

## HOW TO LIVE SAFER

This booklet tells you how to use your Safer Lock Box.

The combination reset pin is attached to this page, below.

It is easy to remove.

Please remove it from this page and put it in a safe place.

Register your combination for free:  
[www.saferlockrx.com/register](http://www.saferlockrx.com/register)



Print your own labels for free:  
[www.saferlockrx.com/labels](http://www.saferlockrx.com/labels)

### Release and Disclaimer

Gatekeeper Innovation, Inc., and its members, managers, officers and affiliates (collectively, "Gatekeeper Innovation") shall not be responsible in any manner whatsoever for malfunctioning of this product, for physical injury or for property damage resulting in whole or in part from criminal, negligent, improper or unauthorized use of this product or modifications to or tampering with this product. This limitation applies regardless of whether liability is asserted on the basis of contract, negligence or strict liability. Under no circumstances shall Gatekeeper Innovation be liable for incidental or consequential damages, such as loss of use of property, commercial loss and loss of earnings or profits.

This device should not be used for medications that you may need to access in an emergency. For example, this product should not be used for heart or seizure medication. Do not use this device if you experience memory loss.

Keep the Safer Lock and components including reset pin out of reach of children.

Keep your personal Safer Lock combination in a secure place. Registration of your personal Safer Lock combination is available at [www.saferlockrx.com](http://www.saferlockrx.com). Gatekeeper Innovation will provide you with a password-protected call-back for your registered combination in the event you misplace your forget your combination. Registration requires an additional cost.

The combination on this product can be reset only when the device is unlocked, as described in the instructions included with this product. Tampering with or inserting the reset pin into the reset hole while this product is locked can damage the interior components and render this product ineffective.

YOU USE THIS PRODUCT AT YOUR SOLE RISK AND EXPRESSLY ASSUME ALL RISK OF PERSONAL INJURY, DEATH OR PROPERTY DAMAGE RESULTING FROM THE USE OR MISUSE OF THE PRODUCT. GATEKEEPER INNOVATION PROVIDES THIS PRODUCT ON AN "AS IS" BASIS. GATEKEEPER INNOVATION MAKES NO, AND EXPRESSLY DISCLAIMS ANY AND ALL, WARRANTIES, EXPRESS, IMPLIED, STATUTORY OR OTHERWISE, INCLUDING BUT NOT LIMITED TO, ANY WARRANTIES ARISING FROM USAGE OF TRADE OR COURSE OF DEALING, EXPRESS OR IMPLIED WARRANTIES OF NON-INFRINGEMENT OF THIRD-PARTY RIGHTS (INCLUDING INTELLECTUAL PROPERTY RIGHTS), MERCHANTABILITY AND FITNESS FOR A PARTICULAR USE OR PURPOSE AND ANY WARRANTY RELATED TO THE PERFORMANCE OF THIS PRODUCT. GATEKEEPER INNOVATION DOES NOT GUARANTEE THAT THIS PRODUCT WILL PREVENT THEFT OR MISAPPROPRIATION. To the extent that GATEKEEPER INNOVATION may not as a matter of applicable law disclaim any implied warranty, the scope and duration of such warranty shall be the minimum permitted pursuant to such law.

If any provision of this RELEASE AND DISCLAIMER is found to be unenforceable in any respect by court of competent jurisdiction, it is my intent and understanding that this RELEASE AND DISCLAIMER shall nonetheless be enforced to the maximum extent to which it is found to be legally enforceable.

If you do not accept the terms of the release and disclaimer set forth above, you may return your product, along with proof of purchase, to Gatekeeper Innovation for a full refund.

# Safer Lock<sup>®</sup>

Live Safer

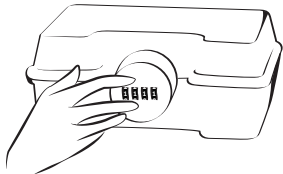


Gatekeeper Innovation, Inc.  
4225 Northgate Blvd., Suite 4  
Sacramento, CA 95834  
844.209.5044 toll free  
**SaferLockRx.com**

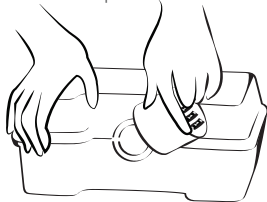
## OWNER'S MANUAL

## TO UNLOCK A SAFER LOCK:

- Dial the combination.



- Twist off the cap.



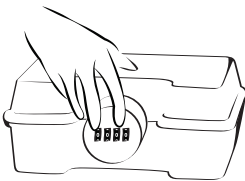
**WARNING:** Do not use a Safer Lock Box on medication you might need in an emergency.

**WARNING:** Do not use a Safer Lock Box if you are forgetful or experience memory loss.

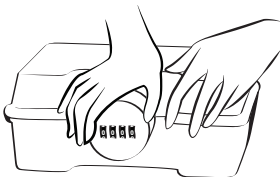
**WARNING:** A Safer Lock Box does not make your medicine safe. It just helps keep medicine safely away from unauthorized use. It is not a safe.

## TO LOCK A SAFER LOCK:

- Combination must be correct on the dials.



- Twist the cap onto the box until tight.



- Mix up the combination dials.

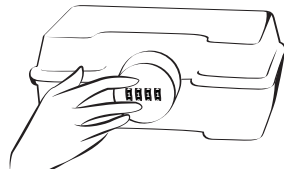


- The Safer Lock Box is locked.

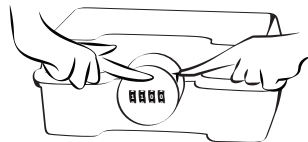
## TO CHANGE A SAFER LOCK COMBINATION:

A Safer Lock Box combination can be reset only when it is unlocked. The factory combination setting is 0-0-0-0.

- Unlock the Safer Lock Box by dialing the combination.



- Fully insert the reset pin into the reset hole.
- Press the pin firmly into the hole.



- Hold the pin. Dial a new combination.
- Remember your combination.
- Remove the reset pin. Store it safely.